

From: [Nathalie Desscan](#)
To: [Nathalie Desscan](#)
Subject: 2023 RISK MANAGEMENT UPDATE
Date: Saturday, 11 March 2023 12:38:11 am
Attachments: [image015.png](#)
[image031.png](#)
[image032.png](#)
[image033.png](#)
[image034.png](#)
[image035.png](#)
[image009.png](#)
[image010.png](#)
[image011.png](#)
[image012.png](#)
[image016.png](#)
[image018.png](#)
[Corner Kit 80326 newsletter.pdf](#)
[Gate and Wall Kit 80324 newsletter.pdf](#)
[Old Gate and Wall Kit 00324 newsletter.pdf](#)
[Table Kit 80320 newsletter.pdf](#)

To: † All FEI National, Level 2 and 3
Eventing Officials
† National Federations involved in
Eventing
† Course Builders (to be informed
by their National Federations)
† National Safety Officers (NSOs)

Cc: † Eventing Committee, Risk
Management Steering Group, IEOC,
MIM

2023 RISK MANAGEMENT UPDATE

Dear Officials,
Dear National Federations,
Dear National Safety Officers,

With this e-mail, we would like to
share with you the following updates:

TABLE OF CONTENTS

- **FRANGIBLE DEVICES**
 - [MIM ONE PAGE
CORRECT FITTING
CHECKS](#)
 - [MIM UPDATED
INSTRUCTION
MANUALS](#)
 - [INSTRUCTIONS FOR
WEIGHING MIM
FENCES](#)
 - [WEIGHING A RAIL OR
TABLE FENCE](#)
 - [MIM WEIGHT PLATE](#)
 - [QUESTIONS /
ASSISTANCE](#)
- **FAQ JUDING FENCES
WITH FRANGIBLE
TECHNOLOGY**
- **CROSS COUNTRY
GUIDE FOR OFFICIALS**
- **2023 EVENTING
REPORTS**

FRANGIBLE DEVICES

The implementation of Frangible Devices has grown rapidly in the last few years and the latest standard (Version 2.(5), March 2020) which includes the fitting of "Yellow Clips" for Table and Corner fences are now being seen regularly at events, (250 table kits rolling out in the USA at present).

Serious injury to Horses and Riders has reduced with 2022 recording the lowest rotational fall rate since recordings began.




Like all safety devices, the FEI approved frangible devices **MUST** be fitted correctly to the manufacturer's instructions which have been extensively tested. This ensures that the devices break with the correct energy- not too light or hard.

To help all FEI Officials and Course Builders, MIM have developed "**One Page correct fitting checks**" that can easily be used **pre-event** when building and/or on first inspection of the course, to ensure the most important measurements in fitting MIM devices have been implemented, so they break correctly.

- **MIM ONE PAGE CORRECT FITTING CHECKS are enclosed and available to print** out from the FEI website ([Eventing / Risk Management / Deformable & Frangible Devices](#)). These check lists have also been added in the updated Cross Country Guide for Officials (*Updated on 09.03.2023*) available on the website ([Eventing / Rules](#)) and in the FEI Rule App as well as on the Officials Facebook page.

They are available for the following kits:

- **Table kit 80320**
- **Corner kit 80326**
- **Gate and Wall kit 80324**
- **Old Gate and Wall kit 00324**

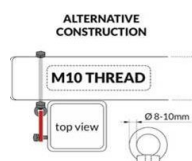


TD's, CD's and GJ should use these check lists during course inspections and check that the Course Builders have fitted the Frangible devices to the correct measurements. Any frangible device not fitted according to the "MIM One page correct fitting checks" should be altered by the Course Builder / Course Designer.

• **MIM UPDATED INSTRUCTION MANUALS:**

The instructions for the following kits have been updated.

One change includes the use of the eye bolt tension system for both **RED** and **YELLOW** clip construction that has been tested in the UK for some time.



In addition, as the **WEIGHT** of the timber used is important to ensure MIM devices activate with the correct activation energy, MIM have updated all their instructions **REMOVING** some of the timber dimensions and making the **WEIGHT RANGES** clearer. We hope this will allow Course Designers / Course Builders to use more natural timbers including for Table type fences which can be built to look like filled in Oxers.

The following instruction manuals have been updated:

- **Oxer kit – 80329**
- **Post & Rail Kit – 80321**
- **Post & Rail Adjustable Kit – 80325**
- **Post & Rail Narrow Kit – 80322**
- **Gate & Wall Kit – 80324**
- **Older Gate and Wall Kit - 00324**
- **Table Kit – 80320**

- **Older Table Kit Update – 00320**
- **Corner Kit – 80326**

- **INSTRUCTIONS FOR WEIGHING MIM FENCES:**

The Risk Management Steering Group and MIM are keen to see the use of more different types, including natural and not machined timbers, in the building of frangible fences in the future. As the frangible devices are more widely adopted, this will allow Course Designers and Course Builders to use many different material options.

The **WEIGHT** of the timber used is important to ensure MIM devices work correctly. MIM have therefore updated all their instructions **REMOVING** some of the timber dimensions and making the **WEIGHT RANGES** clearer. We hope this will allow Course Designers and Course Builders to use more natural timbers including for Table fence types which could be built to look like filled in Oxers.

- **WEIGHING A RAIL OR TABLE FENCE**

The weighing can be done once, at the time of manufacture. A scale hanging from the front of a tractor is all that is needed as pictured below.



A **hanging scale** as shown, can be bought (for under \$100).

- **MIM WEIGHT PLATE:**

MIM have developed a "Weight plate" to be fixed on all newly built fences fitted with MIM frangible devices. The plates can be ordered, free of charge, from MIM (<https://mimclip.mimsafe.com/shop/>)

- All new MIM kits will have the plate included
- Weighing the fence when it is newly built and the timber is likely to be the heaviest is acceptable whether the fence is WET or DRY
- The plate can be fitted to the end of a rail or an upright
- It must be filled in by the Course Designer or Course Builder with a permanent marker so all Officials can see the fence / rail fits the correct weight
- All NEW fences must be built to the correct weight as from April 2023
- Any existing fences weighing outside the weights indicated in the instruction manual must be changed as soon as practical and should not be used by 1 January 2025

- **QUESTIONS / ASSISTANCE:**

Any questions about correct fitting of frangible devices are to be addressed to:

➤ RMSG members: Stuart Buntine stuart@bedeltd.co.uk, (GBR mobile n° +44 7717 412 167) Dave Vos (USA mobile n° +1 540 532 7079) davidvos@gmail.com

➤ MIM founder Mats Björnetun mats@mimsafe.com (mobile n° +46 70 853 21 80)

Note: please be mindful of time zones if using their mobile numbers

They are available and happy to answer any time.

A list of Frangible Device Advisors is also available in the MIM FAQs document.

- ❖ If a frangible device is incorrectly fitted, it would be very helpful if you could take a photo and send it (to the above-mentioned) as it will help to identify what errors are being made and improve the instruction manuals accordingly.

All information relating to Frangible Devices is available on the FEI website under [Eventing / Risk Management / Frangible Devices](#)

FAQ JUDGING FENCES WITH FRANGIBLE TECHNOLOGY

In addition, the "FAQ Judging fences with Frangible technology" has also been updated to provide a clarification when a combination has a refusal and breaks a frangible device. Please refer to the document published under [Eventing / Rules](#) (also available in the FEI Rule App).

CROSS COUNTRY GUIDE FOR OFFICIALS (Updated 09.03.2023)

Please take note of the following amendments:

Frangible Deformable Devices (pages 20-21-22-23-24-25)

- Recommendation that all new table type fences are made frangible
- Addition of the forces at which fences fall/break
- Addition of the MIM One Page correct fitting checks
- Reference to the "Instructions for weighing MIM fences"

Dimensions – Table type fences (page 29)

- Table type fences: it is highly recommended that all new table type fences are made frangible

The [Cross Country Guide for Officials](#) is the indispensable reference document. We encourage you to regularly consult it, as it is frequently updated.

Available on the FEI website ([Eventing / Rules](#)) and in the FEI Rule App.

2023 EVENTING REPORTS

The following 2023 Eventing reports have been updated and are available on the [FEI website](#) ([Officials / Eventing / Eventing Forms](#)):

- **Eventing Reports** - TD Report, Judge Report, Chief Steward Report, Athlete Report, Fall Report, etc.
- **Fence Description** (and Instructions for filling in Fence Description Form): An additional column "fence removed" has been added to record any fence removed before or during XC test
- **Fence Analysis**: when a fence is removed either before or during the XC, please indicate for "obstacles removed – not jumped" (ORNI) to identify combinations

Should you have any questions, comments or need additional information, don't hesitate to contact us (Nathalie.desscan@fei.org).

Thank you very much for your involvement and dedication to the Eventing sport and we wish you a great 2023 Eventing season!

With kind regards,

Nathalie

Nathalie Desscan
Manager, Eventing Risk Management
Eventing & Olympic

t +41 21 310 47 47 | HM King Hussein I Building
d +41 21 310 47 68 | Chemin de la Joliette 8
1006 Lausanne - Switzerland



Our privacy policy, which describes how we handle personal information is available here (<https://www.fei.org/privacy-policy>) and information on how we use cookies is available here (<https://www.fei.org/cookie-policy>). Any e-mail sent from the FEI may contain information which is confidential and/or privileged. Unless you are the intended recipient, you may not disclose, copy or use it; please notify the sender immediately and delete it and any copies from your system. Any unauthorised disclosure, copying or distribution of this message may be prohibited and unlawful. Computer viruses can be transmitted via email. We recommend you check this email and any attachments for the presence of viruses as the FEI accepts no liability for any damage caused by them.